



SAPORE ITALIANO - *italian flavor*

GLA-

MOUR

**INDICE - Contents**

**3**  
L'AZIENDA  
*Our Company*

**4**  
LA NOSTRA FILOSOFIA  
*Our philosophy*


**4**  
100% MADE IN ITALY  
*100% Made in Italy*

**5**  
L'ARTIGIANALITÀ  
*Craftsmanship*

**5**  
LA SOSTENIBILITÀ  
*Sustainability*




## L'AZIENDA *our company*



Old Line è un'azienda che affonda le sue radici nella tradizione ebanistica veneta. Nata 40 anni fa da artigiani accomunati dall'amore per la lavorazione del legno, oggi è un'industria strutturata e punto di riferimento nel mondo della cucina tradizionale. Con alle spalle un importante bagaglio di esperienza nel settore, oggi la seconda generazione continua ad immettere sul mercato prodotti dal design classico, contestualizzati in una modernità compositiva per l'arredo di spazi esclusivi. L'utilizzo di materiali pregiati, la cura dei dettagli e di soluzioni tecniche innovative, sono la chiave per la realizzazione di cucine accoglienti, ospitali, funzionali e di raffinata eleganza.

*Old Line's roots are deeply embedded in the cabinet-making tradition of the Veneto region in Italy. Established 40 years ago by artisans who shared a love for timber, ours is now a well-organised company that others in the world of traditional kitchens look up to. Thanks to a heritage of great experience in the sector, the second generation at the helm of the company is still making classic furniture for the market, now contextualised in modern layouts to furnish exclusive spaces. Prized materials, care to detail and innovative technical solutions are the keys to building inviting, cosy, functional and exquisitely elegant kitchens.*





## LA NOSTRA FILOSOFIA *our philosophy*

Recupero e valorizzazione della tradizione.

Questi sono i cardini attorno ai quali ruota la nostra filosofia aziendale. Old Line, infatti, proprio perché nata come piccola realtà artigianale, non ha mai scordato le proprie origini. A quest'ultima continua infatti ad attingere, in un continuo processo innovativo dove la tradizione si sposa con le più moderne tecniche produttive.

Attraverso la valorizzazione del know-how tramandato di padre in figlio, l'azienda è oggi espressione di un'imprenditorialità sostenuta da una genuina passione per il legno e per il design.

*To bring back and enhance tradition.*

*This is the cornerstone of our company philosophy.*

*In fact, since we started as a small, woodworking business, we have never forgotten our origins and we keep drawing from them, in an ongoing process of innovation in which tradition is paired with the most modern production technologies. By making the most of the know-how handed down from father to son, today our company's business skills are backed up by an authentic passion for wood and design.*



## 100% MADE IN ITALY *100% made in italy*

Per Old Line il Made in Italy è un'imprescindibile caratteristica dei propri prodotti. Ogni componente viene infatti lavorato all'interno dell'azienda, dal più semplice al più complesso.

Solo così è possibile garantire l'intera filiera produttiva, con un costante e capillare controllo della qualità dei materiali e delle finiture, per ottenere mobili di eccellenza caratterizzati da un inconfondibile stile italiano.

*The furniture produced by us at Old Line is entirely Made in Italy: an intrinsic and indispensable feature of all our products. Each part, no matter how simple or complex, is made on our premises. We know no other way to guarantee the entire production chain, by means of thorough, ongoing quality controls carried out on materials and finishes to obtain top-quality furniture marked by the unmistakable Italian style.*



## L'ARTIGIANALITÀ *craftsmanship*

Artigianalità, ovvero saper costruire con amore, come un tempo. Per Old Line questo aspetto fa parte del dna aziendale perché le nostre origini sono proprio quelle di artigiani del legno.

Scegliamo con cura i materiali, selezionandoli e testandoli, consapevoli che la bontà della materia prima è fondamentale per l'ottenimento di prodotti di alta qualità. Nelle lavorazioni impieghiamo tutta la nostra competenza, curando ogni dettaglio, forti di una consolidata esperienza ebanistica.

*Craftsmanship means knowing how to make things with love and care, just like they used to be in the past. Since we started out as cabinet makers, this is still an intrinsic part of our makeup. We choose our materials carefully, selecting them and testing them, well aware that excellent raw materials are essential to make a top-quality product. We invest all our skills in crafting our furniture, taking care of every detail, backed up by our sound experience as cabinet makers.*



## LA SOSTENIBILITÀ *sustainability*

La salvaguardia dell'ambiente è da sempre un aspetto basilare per Old Line.

I nostri processi produttivi vengono continuamente ottimizzati, controllati ed aggiornati.

L'utilizzo di energia elettrica autoprodotta copre fino al 50% del fabbisogno energetico, prezioso contributo ad un processo virtuoso di effettiva eco-sostenibilità.

*For us at Old Line, environmental awareness is essential. Our production processes are continuously optimised, checked and updated. Up to 50% of our electricity requirements are self-produced: an important contribution to a virtuous process of authentic eco-sustainability.*





LE PROPOSTE - *the proposal*

8  
COMPOSIZIONE 1  
*Arrangement 1*


28  
COMPOSIZIONE 2  
*Arrangement 2*

58  
COMPOSIZIONE 3  
*Arrangement 3*

76  
COMPOSIZIONE 4  
*Arrangement 4*





 **COMPOSIZIONE 1**  
**ARRANGEMENT 1**

Anta: modello Cannelé e modello Petra  
Finitura: Noce Canaletto e laccato Bianco  
opaco NCS 0300-N  
Top Arabescato Orobico Grigio Plita

Doors: Cannelé and Petra models  
Finishes: Black Walnut and matt Bianco  
lacquer NCS 0300-N  
Arabescato Orobico Grigio Plita worktop









Frontali modello Canneté, in finitura Noce Canaletto.

Black Walnut finish Canneté model fronts.



12



13









Un'isola che per stile richiama l'America degli anni '50 ma con un'interpretazione più contemporanea ed estremamente raffinata.

This kitchen island features a contemporary and extremely refined take on a style popular in the USA in the 50s.







Il pensile con pannello a ribalta posto sopra il piano cottura è personalizzato nella finitura Cannelé Puzzle e cela al suo interno la cappa in acciaio.

The wall unit with lift-up door installed above the hob is customised by a Cannelé Puzzle finish while concealing a stainless steel cooker hood inside it.













TIPI DI APERTURA  
*Types of opening methods*

Maniglia a gola  
*Recessed handle*



Maniglia  
*Handle*

Push pull  
*Push-to-open*







**SCHEDA TECNICA**  
**COMPOSIZIONE 1**  
*Technical information for*  
**Arrangement 1**

ANTA  
 Door



CANNETÉ

ANTA  
 Door




PETRA

**FINITURE UTILIZZATE**  
*Finishes used*



Noce Canaletto  
 Black Walnut

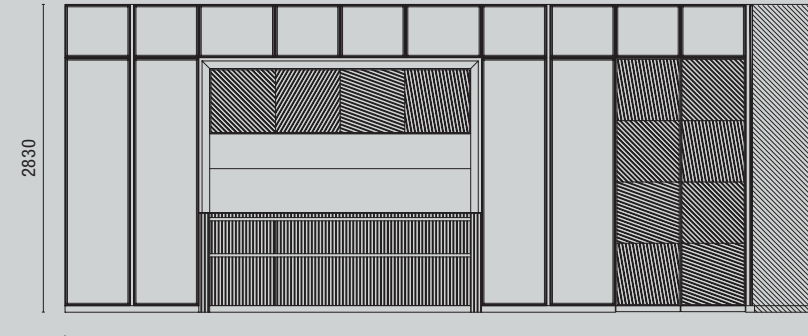
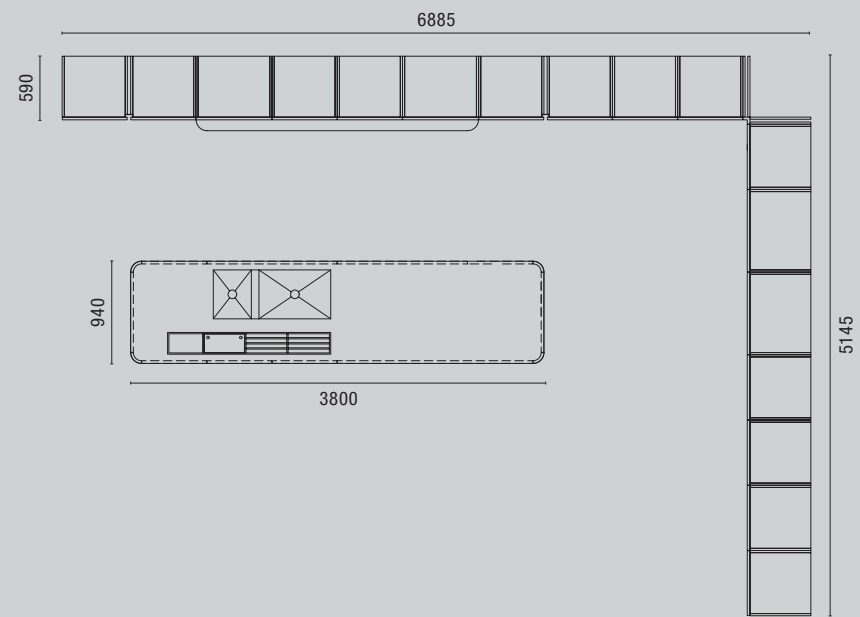


Laccato Bianco opaco NCS 0300-N  
 Matt Bianco lacquer NCS 0300-N




Top Arabescato Orobito Grigio Plita  
 Arabescato Orobito Grigio Plita worktop

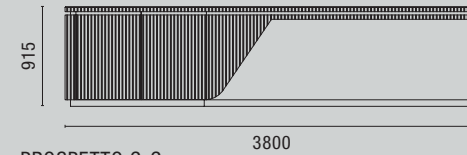
**VISTA IN PIANTA**  
 Plan



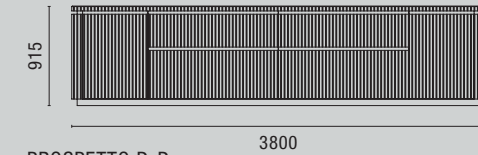
PROSPETTO A-A  
 Front view A-A



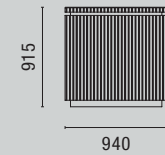
PROSPETTO B-B  
 Front view B-B



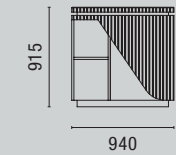
PROSPETTO C-C  
 Front view C-C



PROSPETTO D-D  
 Front view D-D



PROSPETTO E-E  
 Front view E-E



PROSPETTO F-F  
 Front view F-F





**COMPOSIZIONE 2  
ARRANGEMENT 2**

Anta: modello Cannelé e modello Deva  
 Finitura: Noce Canaletto e laccato Verde  
 opaco NCS S6010-B70G  
 Top Fior di Bosco

*Doors: Cannelé model and Deva model  
 Finishes: Black Walnut and matt Verde  
 lacquer NCS S6010-B70G  
 Fior di Bosco worktop*













Il sistema di apertura di queste colonne è concepito in maniera che l'anta, una volta aperta, ripiegandosi su se stessa, si reinserisca scorrendo nel corpo laterale dell'elemento colonna, mostrandone tutto il contenuto: elettrodomestici, cassetti e cassettoni.

The opening system of these tall units is conceived in such a way that the door opens by folding against itself and then sliding into a pocket in the side of the unit. When open the tall unit reveals all its content: appliances, drawers and deep drawers.







36



37







Per le colonne attrezzate di Old Line non esistono rinunce in termini di funzionalità, possibilità di combinazione degli elementi e tecnologia degli equipaggiamenti interni.

Old Line accessorised tall units offer the best in terms of functionality, freedom to combine the various elements and technology of the interior equipment.















L'ampio tavolo circolare in Noce Canaletto interseca l'isola spezzandone la linearità.

The large, round table in Black walnut intersects the island, interrupting its linearity.









Nelle basi cassetti e cassettoni, compresi quelli interni in frassino naturale, sono assemblati artigianalmente con incastro a coda di rondine, mentre la loro suddivisione interna è affidata a vaschette con scomparti dedicati.  
Per le colonne i cassetti interni sono realizzati su richiesta in finitura rovere con incastro a coda di rondine a contrasto.


Base unit drawers and deep drawers, including the inside ones in natural ash, are assembled in the traditional way using dovetail joints while the insides are divided using trays with different compartments.  
For tall units, interior drawers are made on request with an oak finish and contrasting dovetail joints.
















**SCHEMA TECNICA**  
**COMPOSIZIONE 2**  
*Technical information for*  
**Arrangement 2**

ANTA  
Door



CANNETÉ

ANTA  
Door



DEVA

**FINITURE UTILIZZATE**  
*Finishes used*

54



Noce Canaletto  
*Black Walnut*

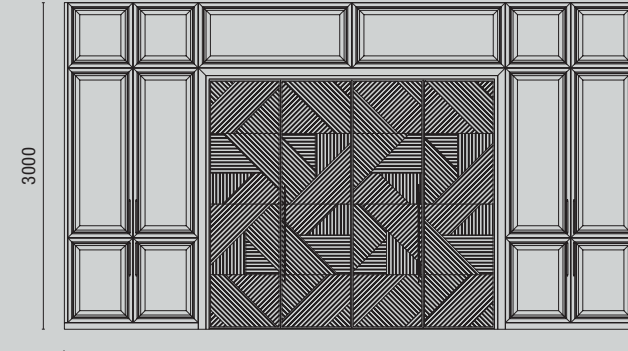
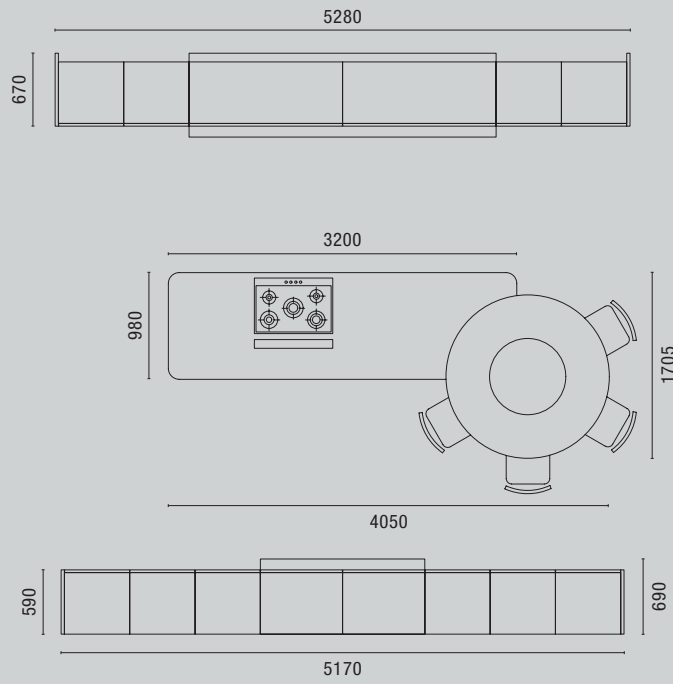


Laccato Verde opaco NCS S6010-B70G  
*Matt Verde lacquer NCS S6010-B70G*




Top Fior di Bosco  
*Fior di Bosco worktop*

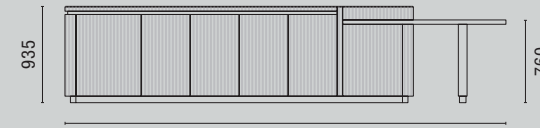
**VISTA IN PIANTA**  
*Plan*



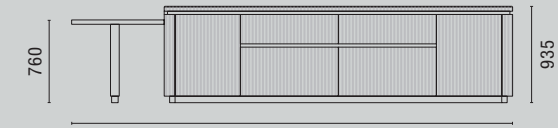
PROSPETTO A-A  
*Front view A-A*



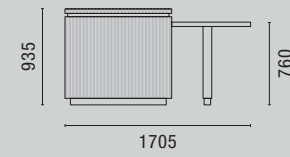
PROSPETTO B-B  
*Front view B-B*



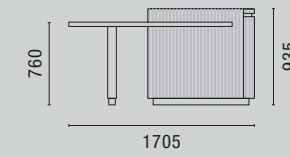
PROSPETTO C-C  
*Front view C-C*



PROSPETTO D-D  
*Front view D-D*



PROSPETTO E-E  
*Front view E-E*



PROSPETTO F-F  
*Front view F-F*

55





**SCHEMA TECNICA**  
**COMPOSIZIONE 2- VARIANTE**  
*Technical information for*  
*Arrangement 2 - variante*

ANTA  
Door




CANNETÉ


ANTA  
Door



DEVA




PROSPETTO A-A  
Front view A-A




PROSPETTO B-B  
Front view B-B

**FINITURE UTILIZZATE**  
*Finishes used*


56



Noce Canaletto  
Black Walnut

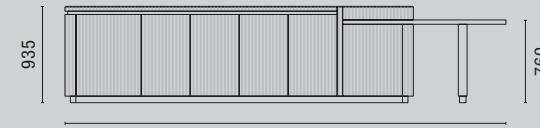
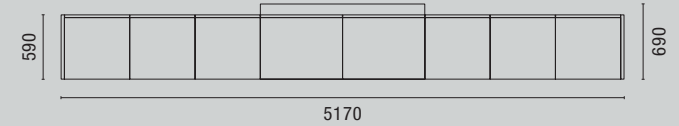
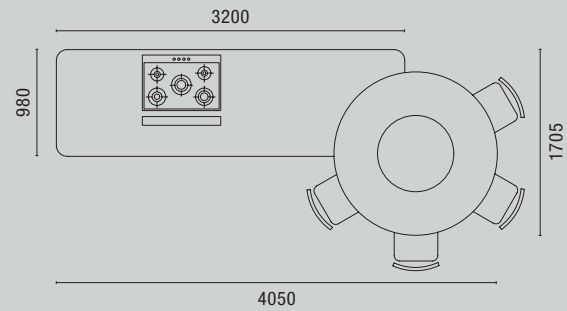
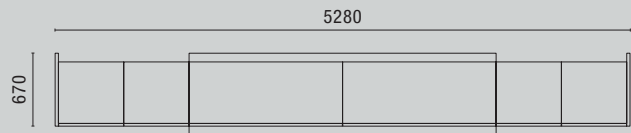


Laccato Bianco opaco NCS 0300-N  
Matt Bianco lacquer NCS 0300-N

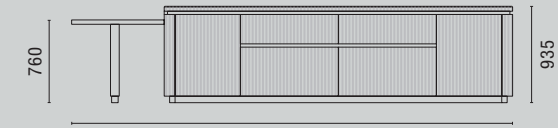


Top Fior di Bosco Light  
Fior di Bosco Light worktop

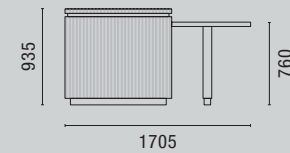
**VISTA IN PIANTA**  
*Plan*



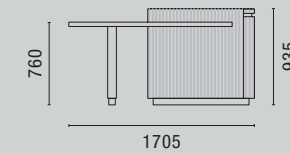
PROSPETTO C-C  
Front view C-C



PROSPETTO D-D  
Front view D-D



PROSPETTO E-E  
Front view E-E



PROSPETTO F-F  
Front view F-F

57





**COMPOSIZIONE 3  
ARRANGEMENT 3**

Anta: modello Cannelé e modello Alpha  
 Finitura: laccato Perla lucido NCS 1500-N,  
 laccato Cipria opaco NCS S3010Y-50R e Noce  
 Canaletto  
 Top Emperador Dark

*Doors: Cannelé model and Alpha model  
 Finishes: Gloss Perla lacquer NCS 1500-N,  
 matt Cipria lacquer NCS S3010Y-50R and  
 Black Walnut  
 Emperador Dark worktop*









L'assoluta realizzazione artigianale dei vari componenti di questa cucina le conferiscono lustro e prestigio, ulteriormente esaltati dall'impiego di "sottolineature" metalliche di mensole, gole e telai in finitura Champagne.

The traditional craftsmanship behind all the various parts of this kitchen give it lustre and prestige which is further highlighted by the metallic sheen of the Champagne finish shelves, recessed handles and frames.







Una cucina dalla bellezza e raffinatezza senza tempo grazie all'effetto canneté dei frontali che si alternano ad ante dalla superficie liscia.

Timeless beauty and refinement describe this kitchen with its ribbed-effect Cannelé fronts paired with plain-surface doors.





Il piano di lavoro di isola e zona cottura è realizzato in finitura Emperador Dark.


The island and hob worktop has an Emperador Dark finish.




















**SCHEDA TECNICA**  
**COMPOSIZIONE 3**  
*Technical information for*  
**Arrangement 3**

ANTA  
Door



CANNETÉ

ANTA  
Door




ALPHA

**FINITURE UTILIZZATE**  
*Finishes used*


74



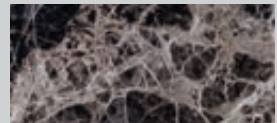
Noce Canaletto  
*Black Walnut*



Laccato Perla lucido NCS 1500-N  
*Gloss Perla lacquer NCS 1500-N*

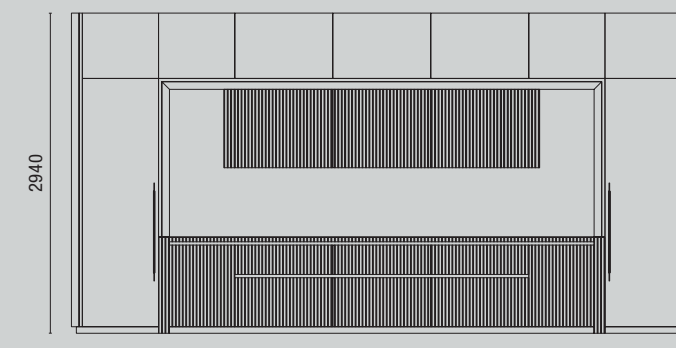
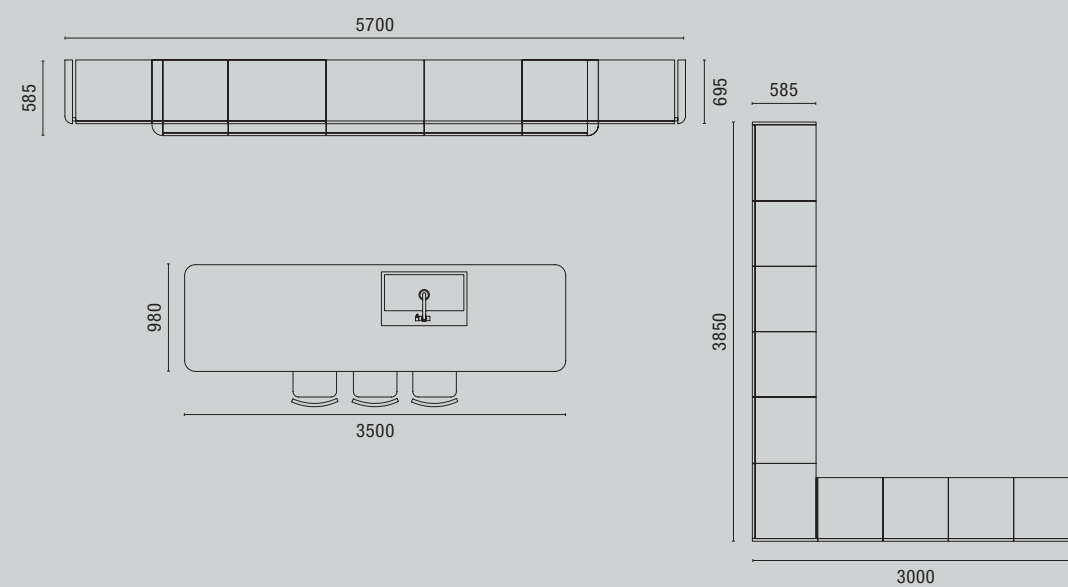


Laccato Cipria opaco NCS S3010Y-50R  
*Matt Cipria lacquer NCS S3010Y-50R*



Top Emperador Dark  
*Emperador Dark worktop*

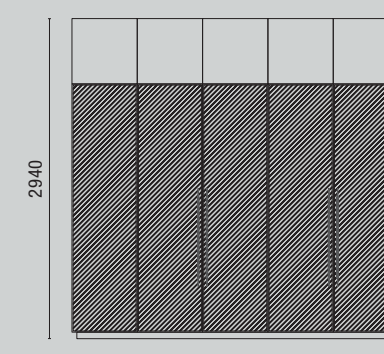
**VISTA IN PIANTA**  
*Plan*



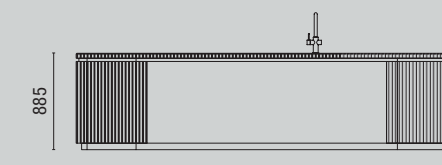
PROSPETTO A-A  
*Front view A-A*



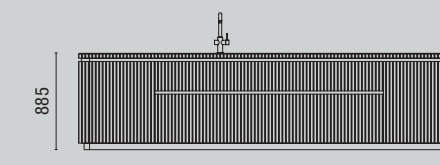
PROSPETTO B-B  
*Front view B-B*



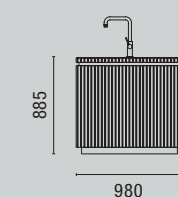
PROSPETTO C-C  
*Front view C-C*



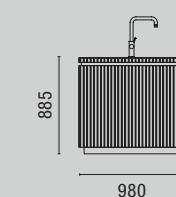
PROSPETTO D-D  
*Front view D-D*



PROSPETTO E-E  
*Front view E-E*




PROSPETTO F-F  
*Front view F-F*



PROSPETTO G-G  
*Front view G-G*

75



 **COMPOSIZIONE 4  
ARRANGEMENT 4**

Anta: modello Cannelé e modello Yuma  
 Finitura: Noce Canaletto e laccato Bianco  
 opaco NCS 0300-N  
 Top Perlato Coreno "Elegant"

*Doors: Cannelé model and Yuma model  
 Finishes: Black Walnut and matt Bianco  
 lacquer NCS 0300-N  
 "Elegant" Perlato Coreno worktop*

















Le ante a cornice del modello Yuma diventano l'elemento caratterizzante di questo modello che ne restituiscono un'immagine più versatile e contemporanea.

The framed doors of the Yuma model become the distinguishing element of this model, giving it a more versatile and contemporary appeal.







Madia a centro stanza in finitura canneté  
Noce Canaletto e piedini metallici.

Sideboard standing in the centre of the  
room in Black Walnut Cannelé with metal  
feet.











**SCHEMA TECNICA**  
**COMPOSIZIONE 4**  
*Technical information for*  
**Arrangement 4**

ANTA  
Door



CANNETÉ

ANTA  
Door




YUMA

**FINITURE UTILIZZATE**  
*Finishes used*


90



Noce Canaletto  
*Black Walnut*

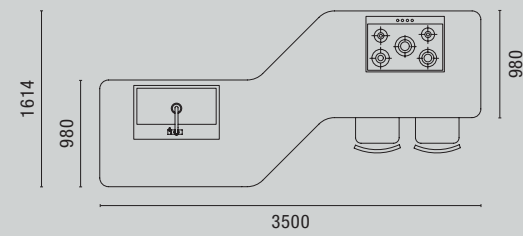
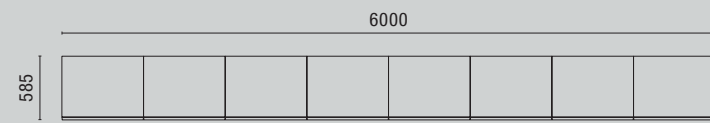


Laccato Bianco opaco NCS 0300-N  
*Matt Bianco lacquer NCS 0300-N*

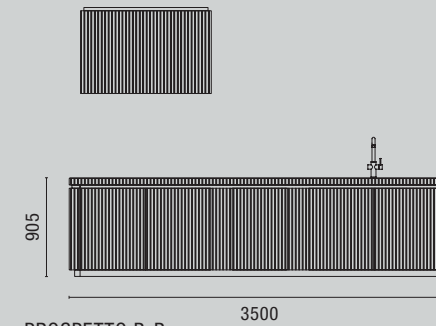


Top Perlato Coreno "Elegant"  
*"Elegant" Perlato Coreno worktop*

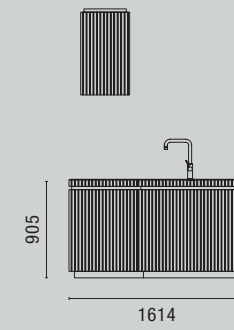
**VISTA IN PIANTA**  
*Plan*



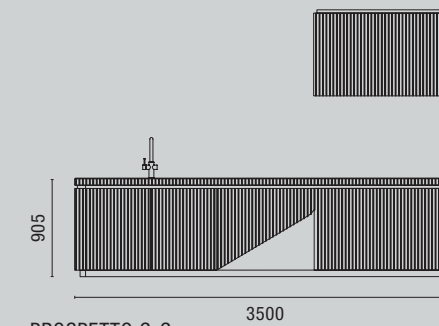
PROSPETTO A-A  
*Front view A-A*



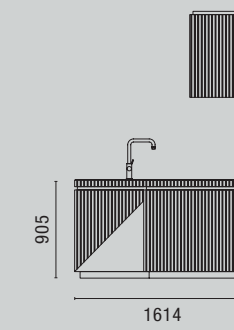
PROSPETTO B-B  
*Front view B-B*



PROSPETTO D-D  
*Front view D-D*



PROSPETTO C-C  
*Front view C-C*



PROSPETTO E-E  
*Front view E-E*

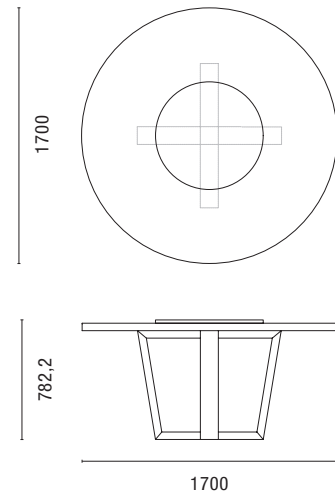
91



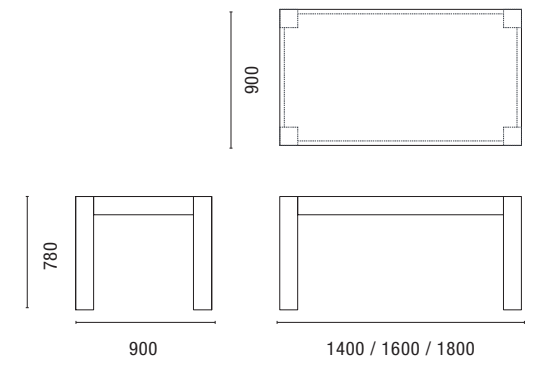
# TAVOLI

TABLES

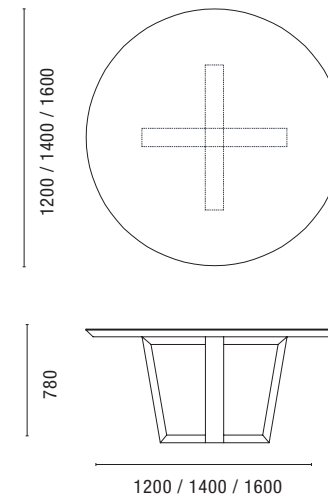
LEVANTE



EPICURO



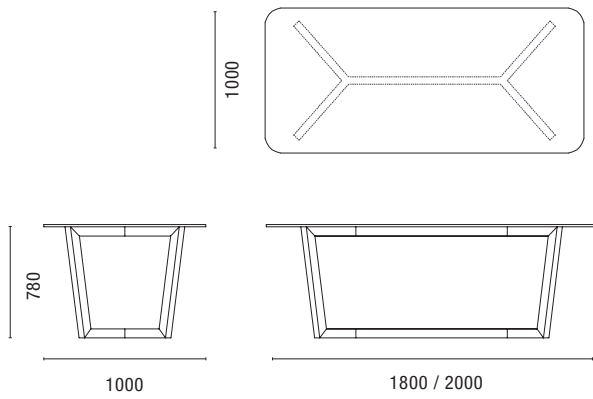
OLYMPIA



SEGESTA

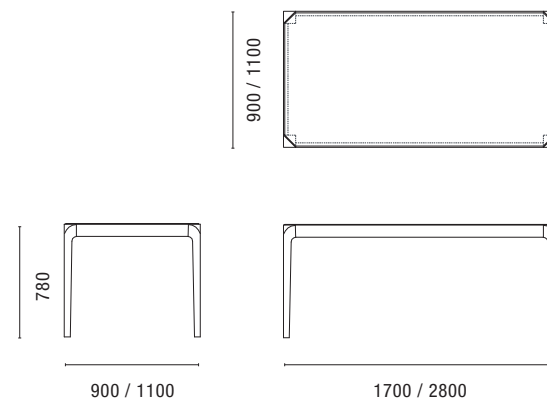


92

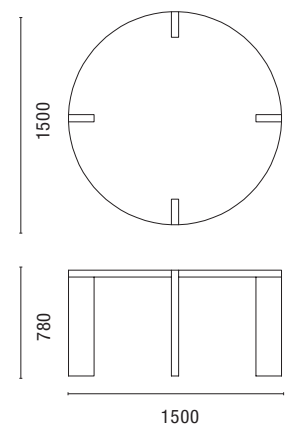


93

CIRENE




SOUNION






# SEDIE CHAIRS


## RIVESTIMENTI COVERINGS




2B9 ecopelle / eco-leather



4G9 ecopelle / eco-leather

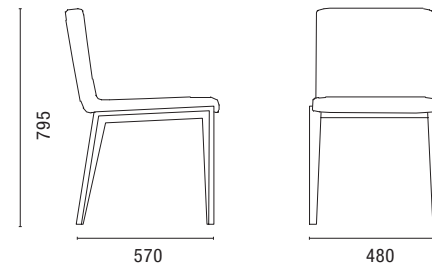


3020-102 tessuto / fabric

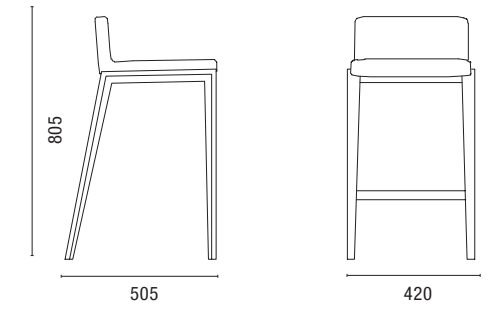


3020-119 tessuto / fabric

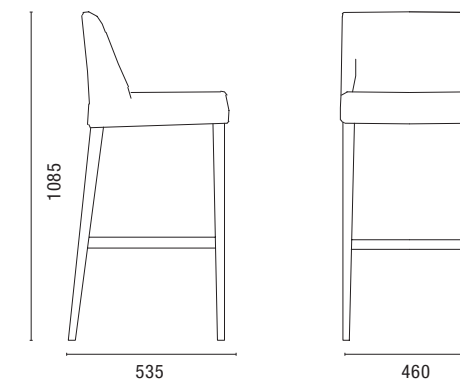
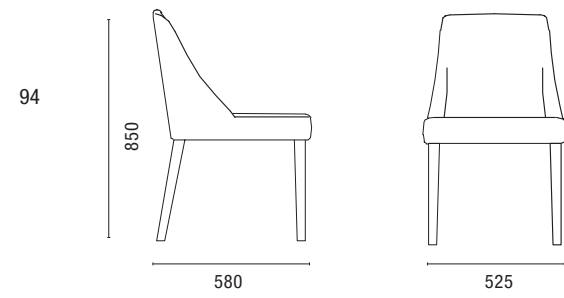
### ADE



### GEA



### ARES

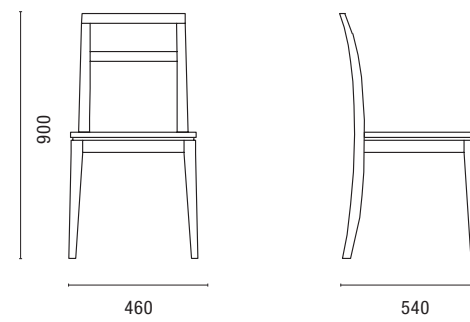


### TETI

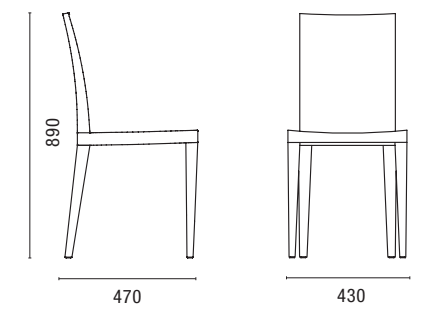


95

### EKO




### ARIA





# SEDIE CHAIRS

RIVESTIMENTI  
COVERINGS

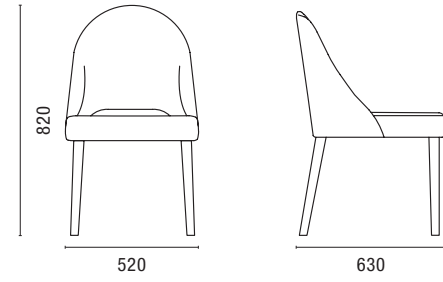


1035 Snob velluto / Velvet Snob

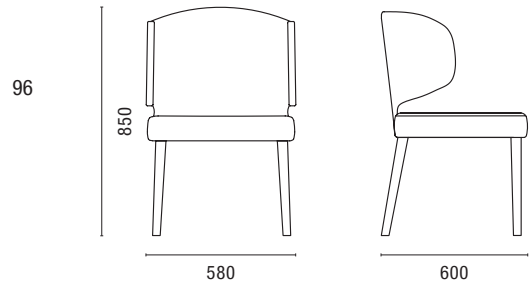


1020 Snob velluto / Velvet Snob

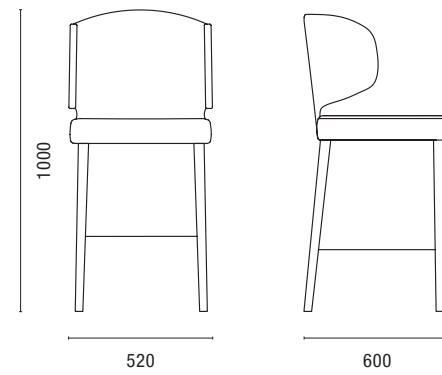
## FREIA



## EVAN



## EVAN-TALL






LE PROPOSTE - *the proposal*

ANTE  
E FINI-  
TURE  
DOORS AND  
FINISHES



# ANTA CANNETÉ

CANNETÉ DOOR



ANTA SPESSORE 25 mm  
25 mm thick door

25 mm



# FINITURE

FINISHES



ANTA CANNETÉ  
*Anta Canneté*



NOCE CANALETTO / BLACK WALNUT

ANTA CANNETÉ  
LACCATI OLD LINE  
*Canneté door*  
*Old Line lacquers*



LACCATI OLD LINE / OLD LINE LACQUERS

ANTA CON CORNICE  
E PANNELLO PUZZLE  
*Framed door*  
*with Puzzle panel*

La casualità del disegno fa parte della particolarità e artigianalità del prodotto.  
*The randomness of the design is an intrinsic feature of the unique handcrafted nature of this product.*



NOCE CANALETTO / BLACK WALNUT

ANTA CON CORNICE  
E PANNELLO PUZZLE  
LACCATI OLD LINE  
*Framed door*  
*with Puzzle panel*  
*Old Line lacquers*




LACCATI OLD LINE / OLD LINE LACQUERS



# ANTA PETRA

PETRA DOOR




ANTA SPESSORE 25 mm  
*25 mm thick door*



# FINITURE

FINISHES




ANTA CON CORNICE  
*Framed door*



NOCE CANALETTO / BLACK WALNUT

ANTA CON CORNICE  
IN FINITURA LACCATA  
*Framed door  
with a lacquered finish*




LACCATI OLD LINE / OLD LINE LACQUERS



# ANTA DEVA

DEVA DOOR




ANTA SPESSORE 30 mm  
*30 mm thick door*



# FINITURE

FINISHES



ANTA CON CORNICE  
*Framed door*





LACCATI OLD LINE / OLD LINE LACQUERS



# ANTA ALPHA

ALPHA DOOR




ANTA SPESSORE 20 mm  
*20 mm thick door*



# FINITURE

FINISHES




ANTA LISCIA  
*Plain door*



NOCE CANALETTO / BLACK WALNUT

ANTA LISCIA  
*Plain door*



LACCATI OLD LINE / OLD LINE LACQUERS

MANIGLIE ABBINABILI  
*Suitable handles*



GLAMOUR



ADAMANTE



# ANTA YUMA

YUMA DOOR



# FINITURE

FINISHES




ANTA SPESSORE 30 mm  
30 mm thick door

30 mm



ANTA CON CORNICE  
*Framed door*



LACCATO PORO APERTO - LACCATO PORO CHIUSO / OPEN-PORE LACQUER - CLOSED-PORE LACQUER

ANTA CON CORNICE  
*Framed door*



NOCE CANALETTO / BLACK WALNUT

ANTA CON CORNICE  
*Framed door*




ROVERE NATURALE / NATURAL OAK




# LACCATI NCS

NCS LACQUERS



BIANCO • 0300-N



PERLA • 1500-N



RUGIADA • 2502-Y



COLOMBA • 3500-N



PIOGGIA • 6000-N



CASTORO • 5005-Y20R




CENERE • 5005-Y50R



CAPPUCCINO • 4010-G90Y



SETA • 1502-G50Y




NEBBIA • 1005-G70Y



FUMO • 2005-G60Y



POLVERE • 3005-G20Y



CAFFÈ • 7010-Y70R




VERDE • S6010-B70G




BOSCO • 7010-B30G



PETROLIO • 7010-B10G



CORDA • 0804-Y30R



CANAPA • 0907-Y10R



AVORIO • 1505-Y30R



SABBIA • 2030-G90Y




NUVOLA • 4020-B10G



PIETRA • 4005-B20G



CIPRIA • S3010Y-50R



TERRA • 6030-Y90R



SENAPE • 3005-Y50R



TORTORA • 4005-Y20R



OMBRA • 5005-G80Y



DAINO • 5502-Y



RUBINO • 2570-R



PIOMBO • 6502-G



CARBONE • 7502-Y



CORTECCIA • 8000-N



GRAFITE • 7502-B



NERO • 9000N

110

111





**OLDLINE ARREDAMENTI SRL**  
Via Cal Larga, 56  
31010 Mareno di Piave  
Treviso - Italy  
T. +39 0438 492506  
F. +39 0438 492549  
[www.oldline.it](http://www.oldline.it)  
[oldline@oldline.it](mailto:oldline@oldline.it)

A.D. Marco Bortolin PHOTO 3D [www.oecusdesign.it](http://www.oecusdesign.it) PREPRESS GM Studio1 (VR) PRESS Imoco S.p.A. aprile 2021



